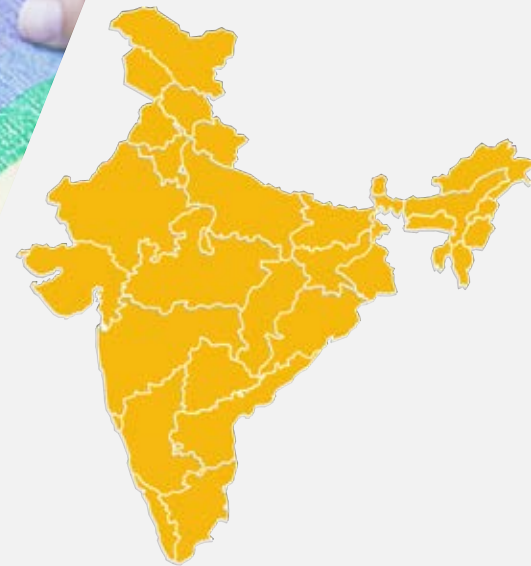




TEXTILES AND APPAREL






For updated information, please visit www.ibef.org

October 2020

Table of Contents

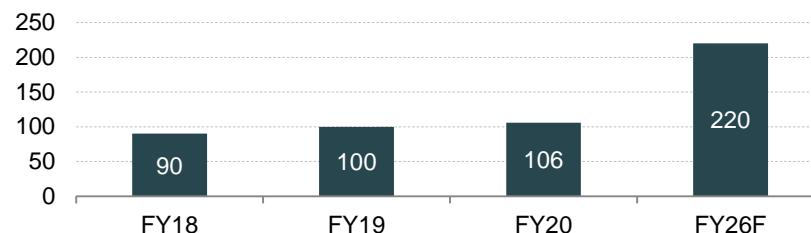
▶ Executive Summary.....	3
▶ Advantage India.....	4
▶ Market Overview	6
▶ Recent Trends and Strategies.....	15
▶ Growth Drivers.....	19
▶ Opportunities.....	29
▶ Key Industry Organisations.....	32
▶ Useful Information.....	34



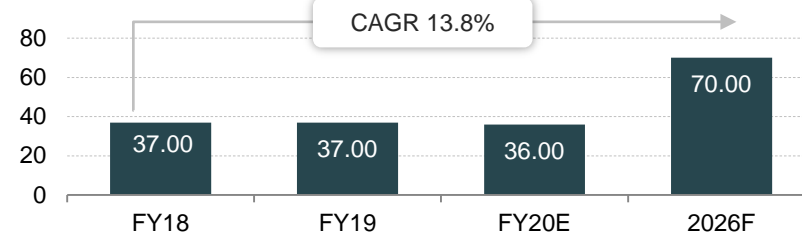
EXECUTIVE SUMMARY

- India is the world's second largest producer of textiles and garments.
- Rising per capita income, favourable demographics and a shift in preference to branded products will boost demand.
- The domestic textile and apparel market is estimated at US\$ 106 billion in FY20 and has increased at a CAGR of 10% since FY06.
- Growth in demand is expected to continue at 12% CAGR to reach US\$ 220 billion by 2025.
- The textile industry has around 45 million of workers employed in textiles sector, including 3.5 million handloom workers all over the country.
- Favourable trade policies and superior quality to drive textile exports.
- India's textile and apparel export stood at US\$ 37.00 billion in FY19 and is expected to increase to US\$ 70.00 billion by FY26 from US\$ 36.00 billion in FY20.
- Cloth production in FY19 stood at 70.04 billion square meters and 63.34 billion square meters in FY20 (till January 2020).

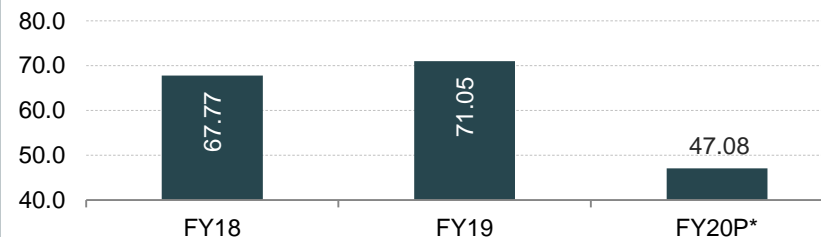
Textile and apparel industry in India (US\$ billion)



Textiles and apparel exports from India (US\$ billion)



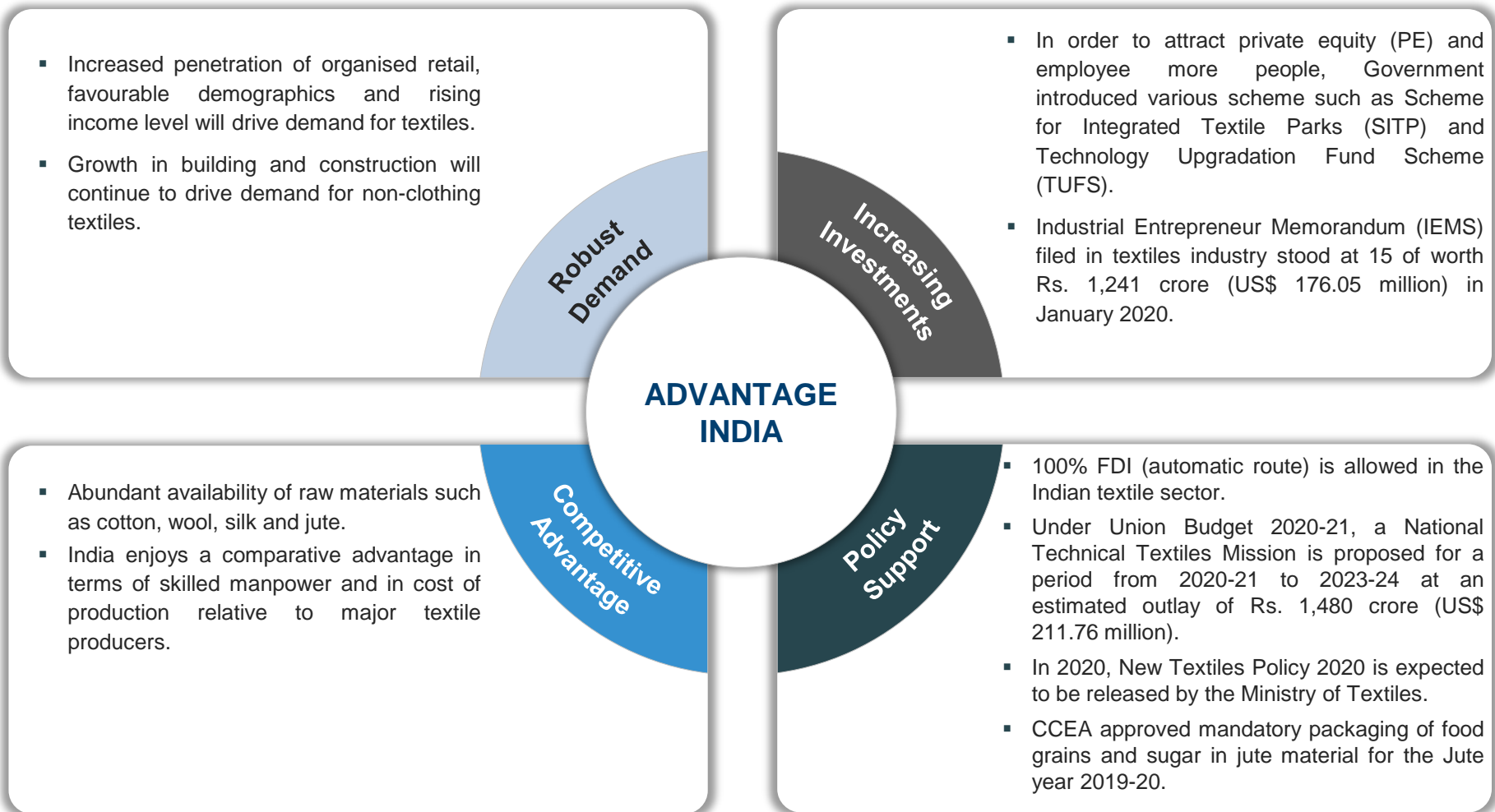
Total cloth production in India (billion square meters)



Notes: E - Estimate, F - Forecast, P - Provisional CAGR up to FY21, P - Provisional, * - till November 2019

Source: Ministry of Textiles, Make in India, Technopak, Annual Report on Indian textile and Apparel industry- Wazir Advisors

ADVANTAGE INDIA



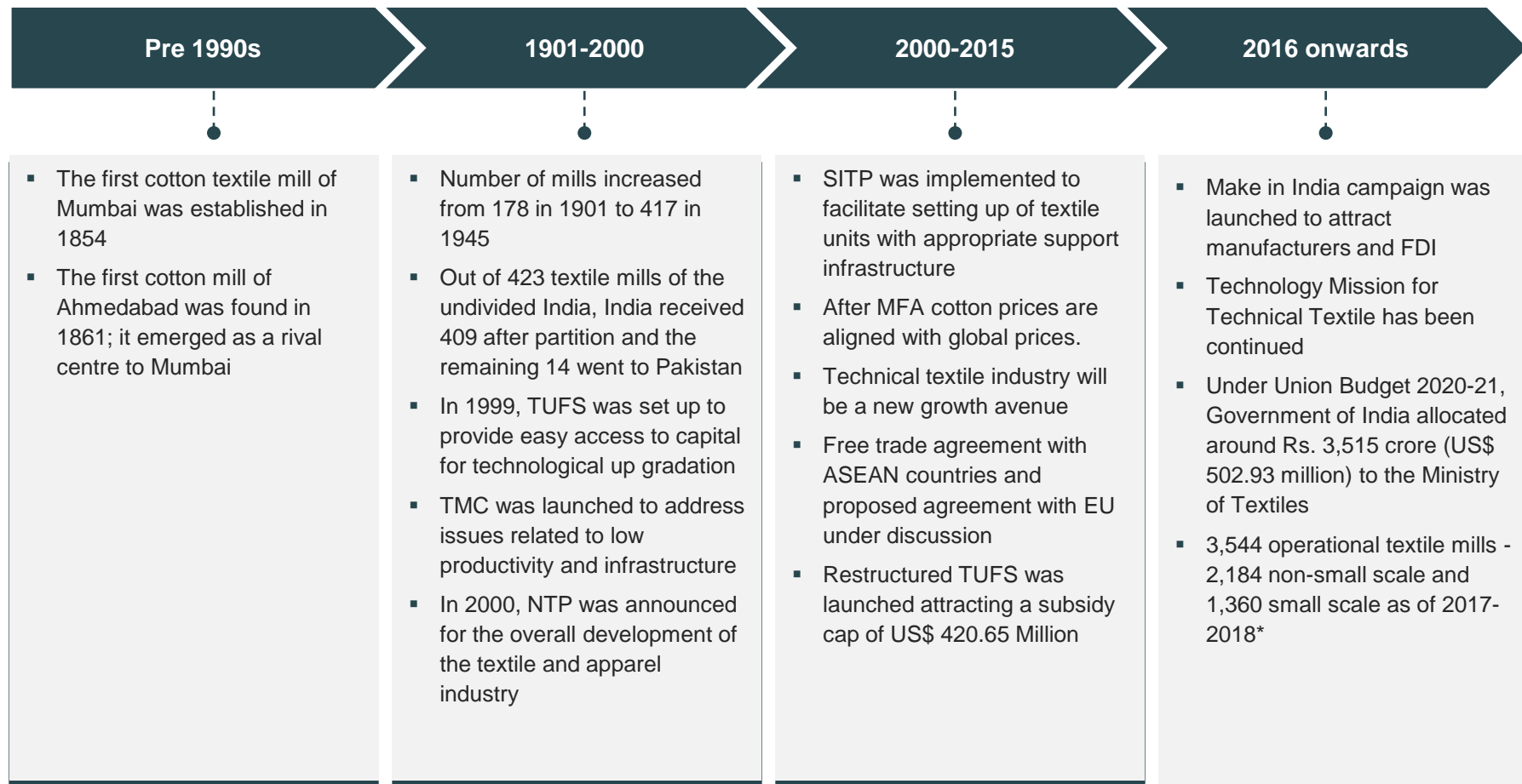
Note: SITP - Scheme for Integrated Textile Park; FDI - Foreign Direct Investment, ASEAN - Association of Southeast Asian Nations, CCEA- Cabinet Committee on Economic Affairs

Source: PHD Camber of Commerce; Federation of Indian Chambers of Commerce and Industry, India Ratings and Research

MARKET OVERVIEW



EVOLUTION OF THE INDIAN TEXTILE SECTOR



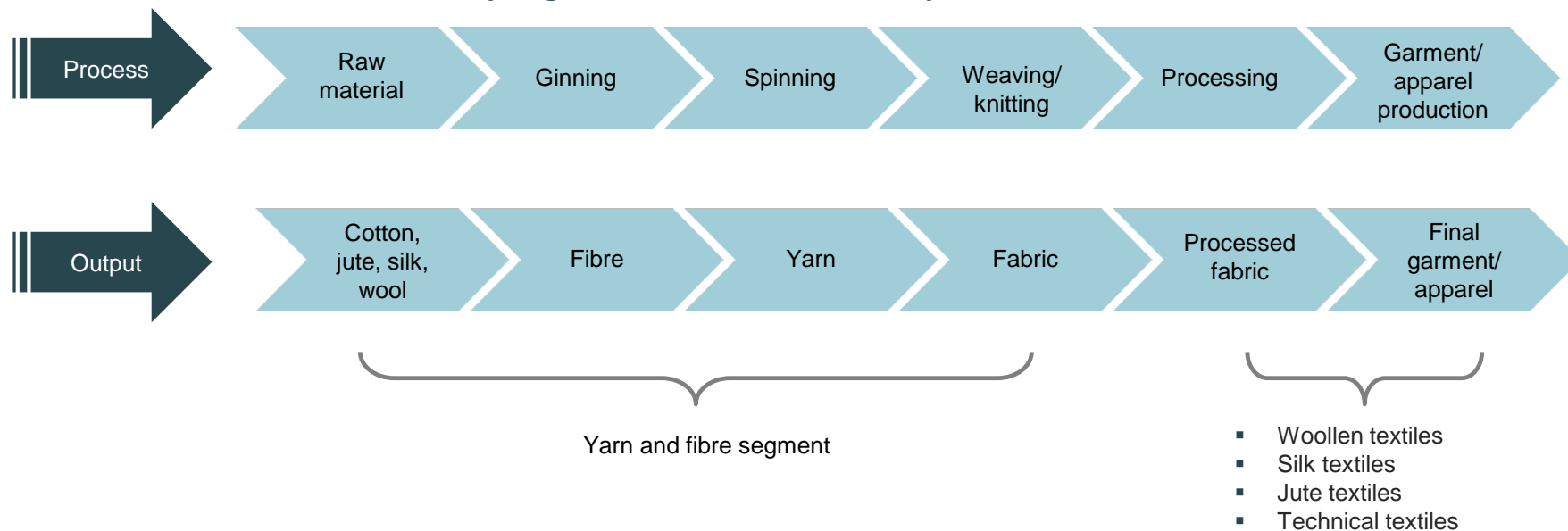
Note: NTP - National Textile Policy; NTC - National Textiles Corporation; ASEAN - Association of Southeast Asian Nations, TUFS - Technology Upgradation Fund Scheme; TMC Technology Mission on Cotton, EU - European Union, * As on October 31, 2017

Source: Union Budget 2020-21, Make In India

KEY FACTS

- The fundamental strength of the textile industry in India is its strong production base of wide range of fibre/ yarns from natural fibres like cotton, jute, silk and wool to synthetic / man-made fibres like polyester, viscose, nylon and acrylic.
- India's textiles industry contributed 7% of the industry output (in value terms) in 2017-18.
- It contributed 2% to the GDP of India and employed more than 45 million people in 2017-18.
- The sector contributed 12% to export earning in 2018-19.

Key segments of the textile industry

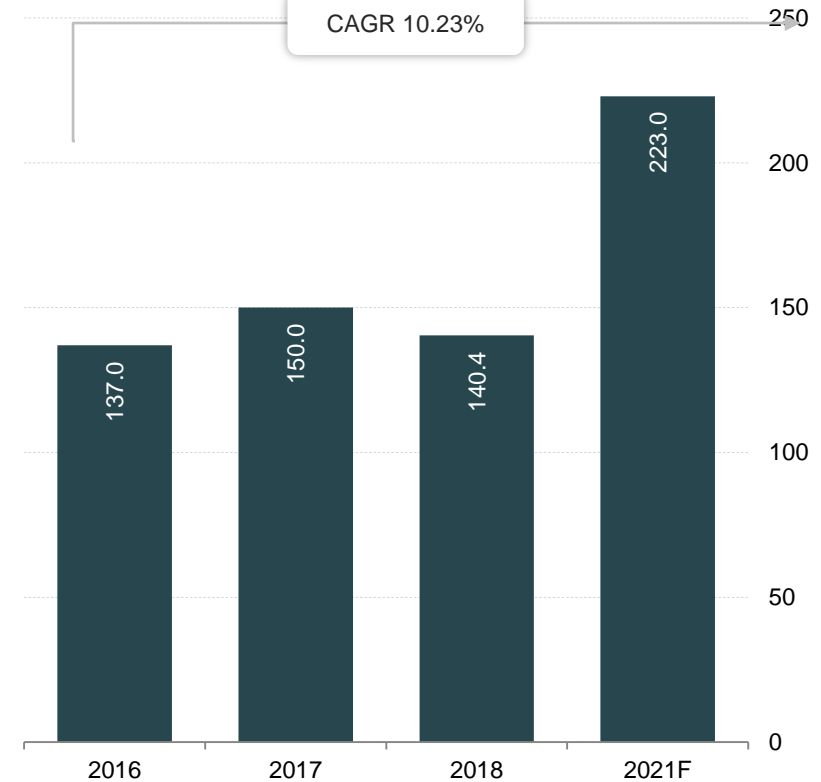


Source: Textile Ministry, Make in India

THE SECTOR HAS BEEN POSTING STRONG GROWTH OVER THE YEARS

- The size of India's textile market is expected to touch US\$ 223 billion by 2021, growing at a CAGR of 10.23% over 2016.
- The new textile policy aims to achieve US\$ 300 billion worth in textile export by 2024-25 and create an additional 35 million jobs. By 2022, the Indian textile sector will require additional 17 million workforce.

India's textile market size (US\$ billion)

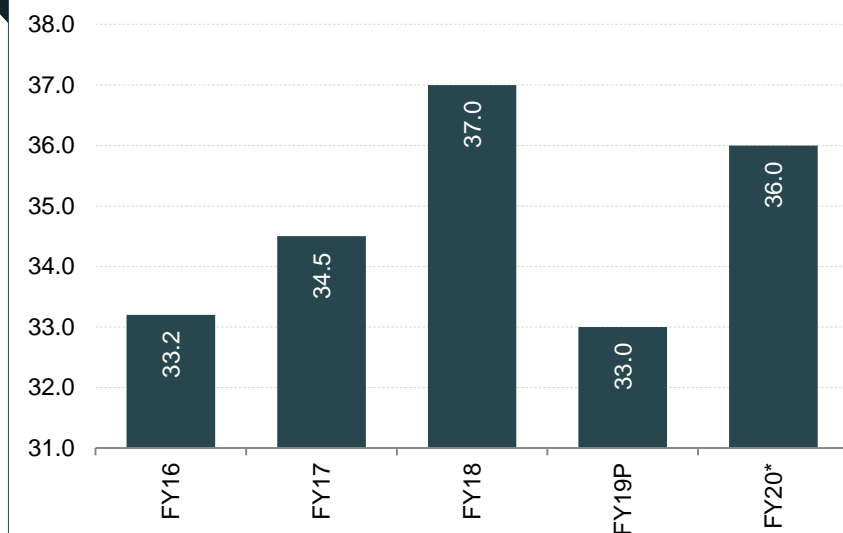


Note: F - Forecasted,

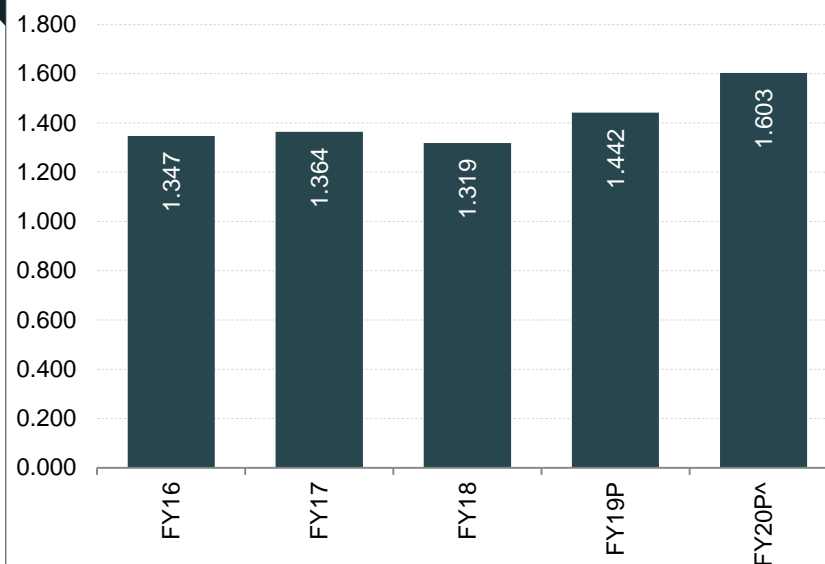
Source: Make in India, Invest India, News articles, Ministry of Textiles

RAW COTTON AND MAN-MADE FIBRE PRODUCTION INCREASING

Production of cotton (million bales)



Production of fibre (million tonnes)

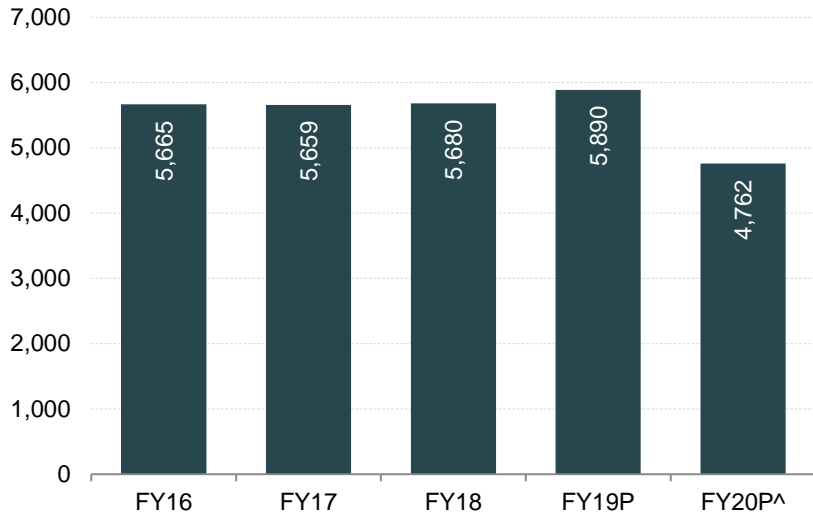


- India is the world's largest producer of cotton. Production of cotton in India grew from 33.8 million bales in FY16 to 33.7 million bales in FY19P.
- Cotton production in India is estimated to have reached 32.3 million bales in FY20*.
- Cotton and fibres are the two major segments in this category. Production of man-made fibre has also been on an upward trend.
- In FY19, the production of fibre in India stood at 1.442 million tonnes, which reached 1.603 million tonnes in FY20 (until January 2020).

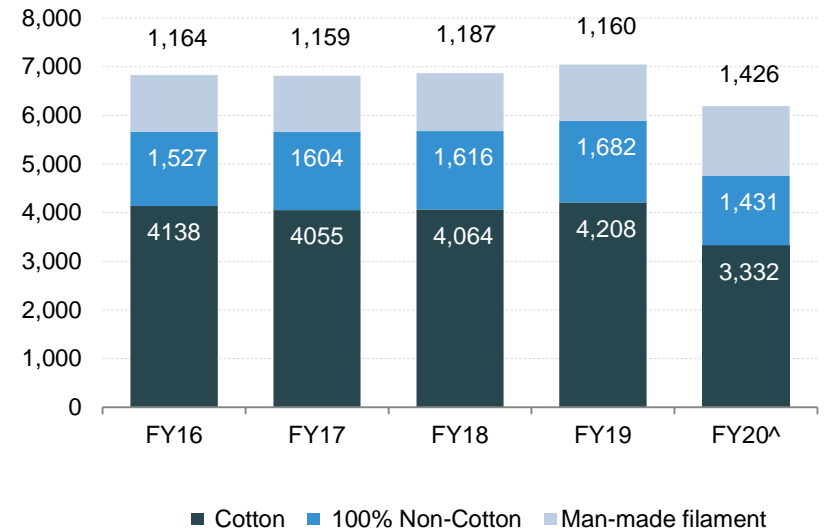
Note: E - Estimate, * - First advance estimate, P - Provisional, ^-till January 2020
Source: The Cotton Corporation of India Ltd, BusinessLine

COTTON IS THE MAJOR SEGMENT IN YARN AND FABRIC

Production of yarn (million kgs)



Yarn Production (million square metre)

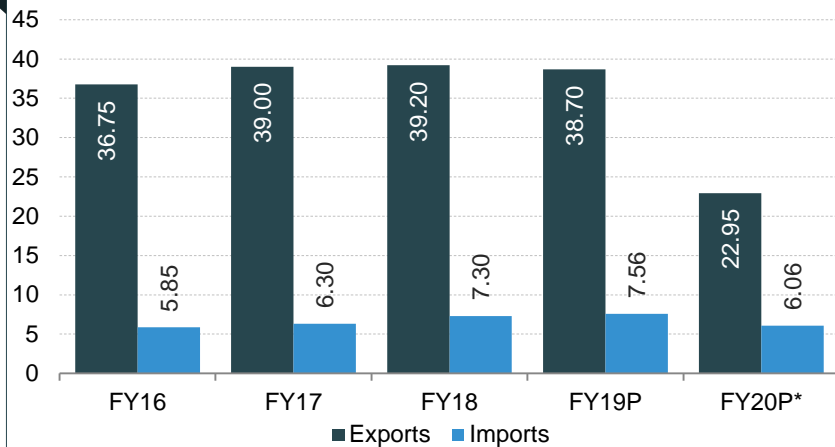


- Production of yarn grew to 5,890 million kgs in FY19 from 5,665 million kgs in FY16.
- Cotton yarn, a major segment in FY20^, accounted for more than 54% share in yarn production.

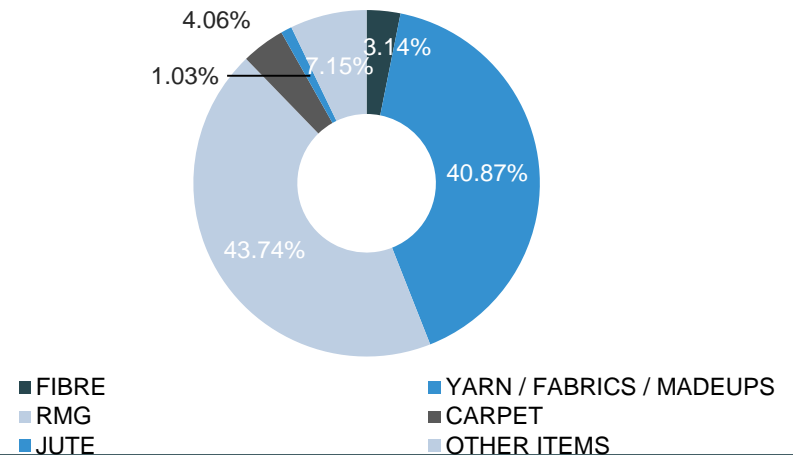
Note: P - Provisional, ^till January 2020
Source: Ministry of Textiles

EXPORT HAVE POSTED STRONG GROWTH OVER THE YEARS

India's textile trade (US\$ billion)



Shares in India's textile export (FY20*)



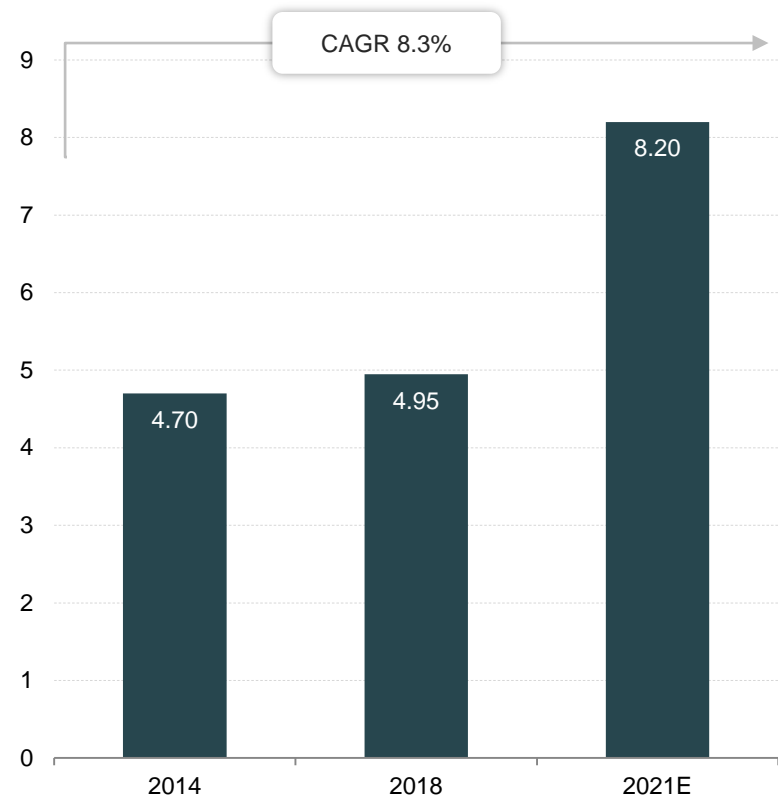
- Export have been a core feature of India's textile and apparel sector, a fact corroborated by trade figures.
- Export of textiles from India reached US\$ 38.70 billion during FY19 and US\$ 22.95 billion during April-November 2019.
- The Goods and Services Tax (GST) is expected to make imported garments cheaper by 5-6% as the GST regime will levy 5% tax for both domestic textile manufacturers and importers.
- In September 2019, textile export witnessed an increase of 6.2% post-GST compared to pre-GST.

*Note: P - Provisional, *-till November 2019*
Source: Ministry of Textiles

HOME TEXTILE INDUSTRY - GAINING ON DEMAND FOR EXPORT

- India's home textile industry is expected to expand at a CAGR of 8.3% during 2014-21 and reach US\$ 8.2 billion in 2021 from US\$ 4.7 billion in 2014.
- India accounts for 7% of the global home textiles trade. Superior quality makes companies in India a leader in export - almost two-third of India's export of textiles is to US and UK.
- Indian products has gained a significant market share in global home textiles in the past few years.
- The growth in the home textiles would be supported by growing household income, increasing population and growth of end use sectors like housing, hospitality, healthcare, etc.
- In FY19, Indian home textile industry reached US\$ 4.95 billion.

Indian home textile industry (US\$ billion)



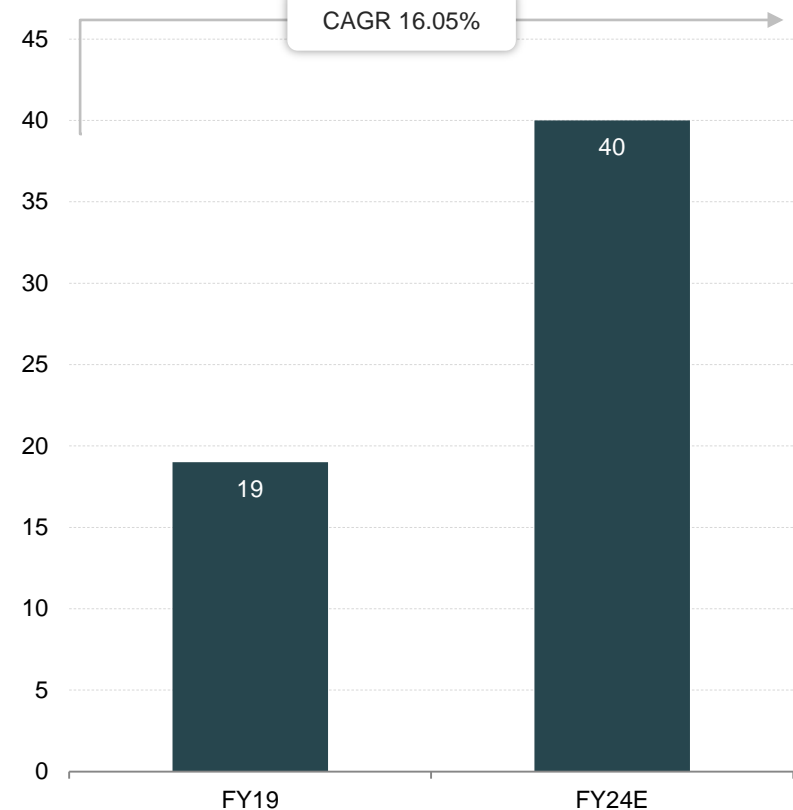
Note: E - Estimates,

Source: Ministry of Textiles, Welspun Presentation

TECHNICAL TEXTILE INDUSTRY - A NEW ARENA OF GROWTH

- Technical textile industries major service offerings include thermal protection and blood-absorbing materials, seatbelts and adhesive tapes.
- India is expected to be a key growth market for the technical textile sector due to cost-effectiveness, durability and versatility of technical textiles.
- The targeted market size would be achieved by targeting non-woven technical textiles. Healthcare and infrastructure sectors are major drivers of the technical textile industry.
- The Government has assigned 207 Harmonized System Nomenclature (HSN) to promote India's technical textile industry.
- The technical textile industry is expected to reach to US\$ 40 billion in FY24, increasing at a CAGR of 16.05% over FY19. It contributes ~0.7% to India's GDP and accounts for ~ 13% of India's total textile and apparel market.
- The industry, supported by various flagship schemes initiated by the Government to promote its full potential, is forecast to grow 20% y-o-y and is expected to reach Rs. 200,823 crore (US\$ 29.96 billion) by FY21.
- As of 2019, 348 technical textiles products were developed according to Bureau of Indian Standards (BIS).
- Government introduced six additional courses for technical textiles in its skill development programme called Samarth.

Technical Textile industry (US\$ billion)



Note: SME - Small and Medium Enterprises, E - Estimates; Figures mentioned are as per latest data available
Source: Chamber of Commerce, Indian Technical Textile Association, Baseline Survey

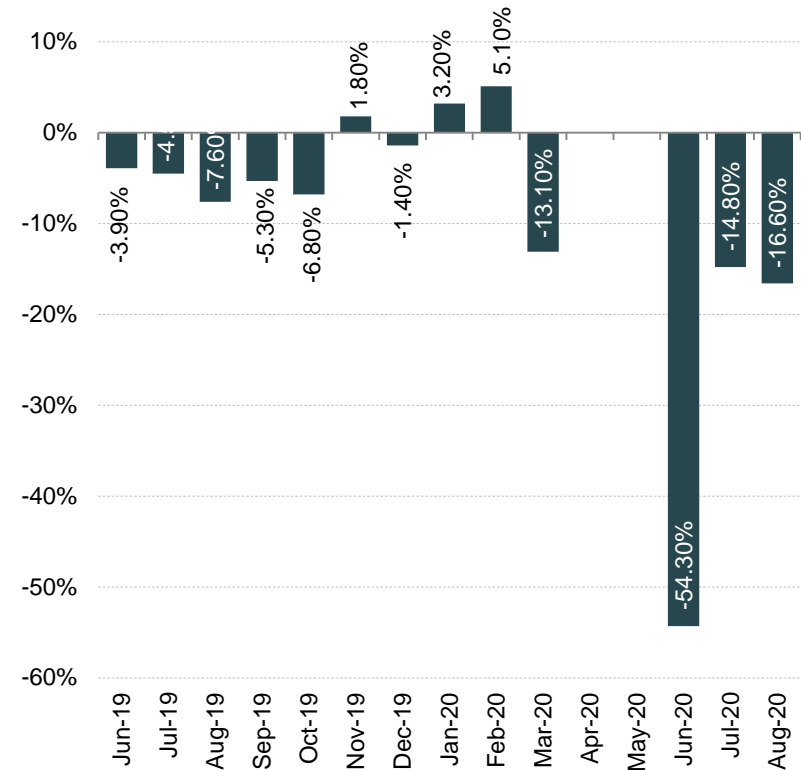
RECENT TRENDS AND STRATEGIES



STEADY GROWTH IN TEXTILE MANUFACTURING HAS AIDED GROWTH

- Textile manufacturing in India has been growing steadily.
- The size of India's textile industry is expected to touch US\$ 223 billion market by 2021.

Textile Manufacturing growth under Index of Industrial Production



Note: Index of Industrial Production (IIP) is a composite indicator of the changes in the volume of production in a chosen base period (say 2011-2012).

Source: Ministry of Statistics and Program Implementation

NOTABLE TRENDS IN INDIA'S TEXTILE SECTOR

Textile Parks

- Since 2014, 59 textile park projects have been sanctioned under SITP and PPP with 40% Government assistance of up to Rs. 40 crore (US\$ 6 million). 22 textile parks out of these have been operational as of December 2019.

Incubation in apparel manufacturing

- The objective here has been to promote entrepreneurs in apparel manufacturing by providing them an integrated workspace and reducing operational and financial cost for establishing and growing a new business.
- As of July 2019, three projects were sanctioned by the Government, one each in Madhya Pradesh, Odisha and Haryana.

Public Private Partnership (PPP)

- The Ministry of Textiles commenced an initiative to establish institutes under PPP to encourage private sector participation in the development of the industry.

Technical textiles

- Technical textiles industry, which had a market size of Rs. 116,000 crore (US\$ 18 billion) in FY20, is projected to grow 20% y-o-y and reach Rs. 200,000 crore (US\$ 28.61 billion) by FY21.
- US\$ 70.83 million has been allocated to promote the use of geotechnical textiles in the Northeast.
- As of 2019, 348 technical textiles products were developed according to BIS.

Promotion of khadi

- The Government plans to connect around 50 million women in Indian villages to charkha (spinning wheel) in the next five years with the aim of providing employment and promoting brand khadi.
- In July 2020, Indian Red Cross Society (IRCS) to buy 180,000 face masks from Khadi and Village Industries Commission (KVIC).
- On August 10, 2020, KVIC inaugurated the first of its kind Training cum Production Center of Silk in the tribal village of Chullyu in Arunachal Pradesh.

Note: TUFS - Technology Upgradation Fund Scheme

Source: Ministry of Textiles, Geotechnical

STRATEGIES ADOPTED

Focus on high growth domestic markets

- In August 2019, Synthetic and Rayon Textile Export Promotion Council (SRTEPC) organised a roadshow in collaboration with the Indian Mission.
- The Government of India has increased the basic custom duty to 20% from 10% on 501 textile products to boost Make in India and indigenous production.

Focus on backward integration

- On July 17, 2020, Khadi and Village Industries Commission (KVIC) inaugurated the first-of-its-kind footwear training center in Delhi to train the marginalized community of leather artisans.
- In August 2019, Ministry of Textiles signed MoUs with 16 state governments to impart skill training and covering the entire value chain of the textiles sector except spinning and weaving.

Focus on forward integration

- In October 2019, Asahi Songwon Colors Limited entered into joint venture (JV) with Tennants Textile Colours (TTC) Limited to set up a state-of-the-art red and yellow pigments plant.
- On July 10, 2020, Flipkart Group bought a minority stake in Arvind Youth Brands, a subsidiary of Arvind Fashions Ltd (AFL), for Rs. 260 crore (US\$ 36.88 million).

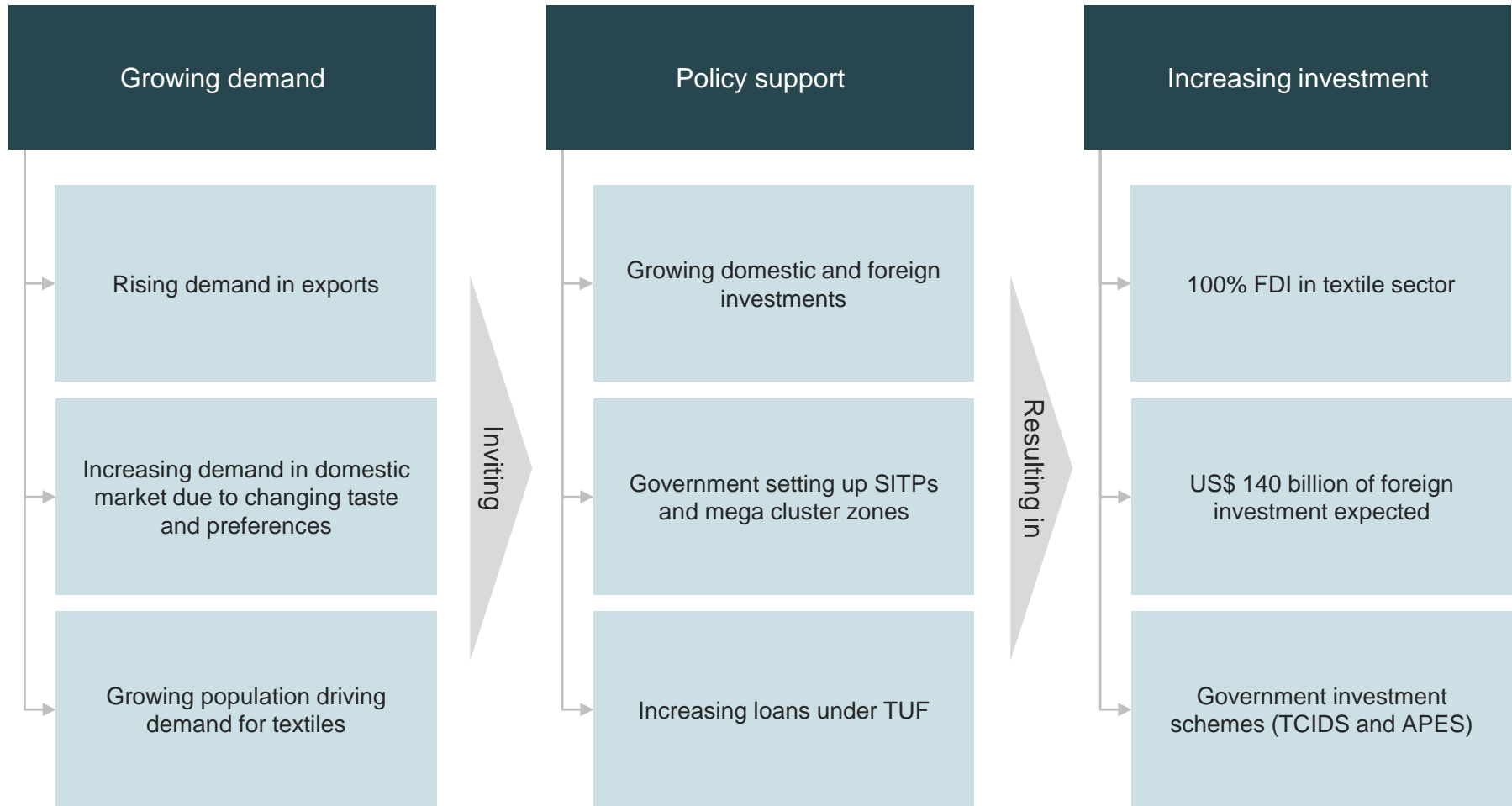
Diversification

- Raymond group under its group company, J.K.Helene Curtis, is looking to ramp up male grooming segment by unleashing new variants of shampoos and deodorants.
- In October 2020, Aditya Birla Fashion and Retail Limited approved issuance of equity shares on a preferential basis to Flipkart Investments Private Limited aggregating to Rs. 1500 crore (US\$ 203.66 million). The company also entered into a commercial agreement in relation to the sale and distribution of its various brands.
- In May 2020, the Ministry of Textiles urged textile entrepreneurs to reorient themselves and diversify their manufacturing skills to suit the global demand amid the coronavirus pandemic.

Source: Annual Reports, Company Presentations, News Articles

GROWTH DRIVERS

STRONG FUNDAMENTALS AND POLICY SUPPORT AIDING GROWTH

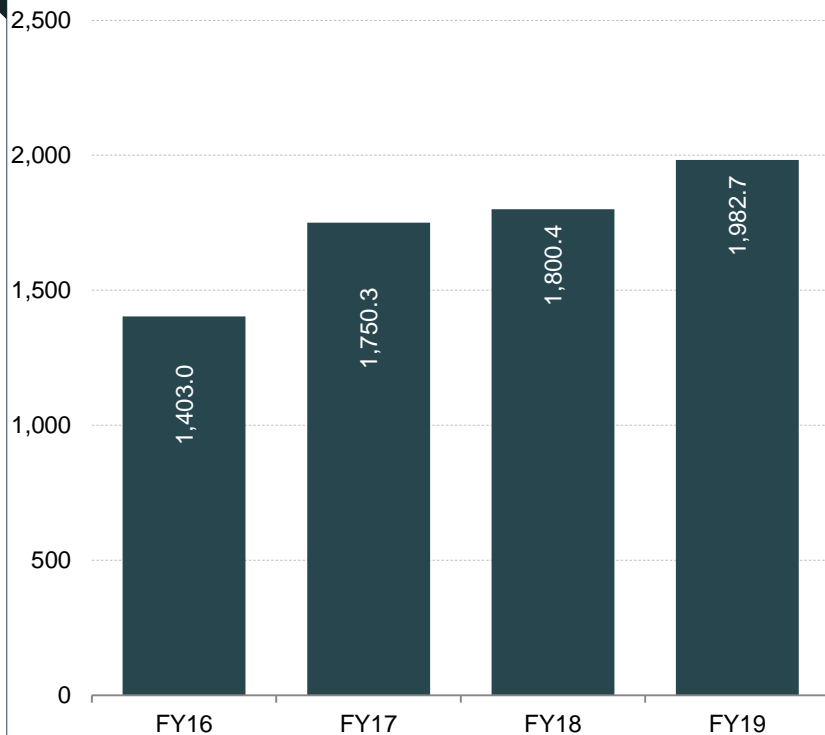


Note: TCIDS - Textile Center Infrastructure Development Scheme, APES - Apparel Park for Exports Scheme

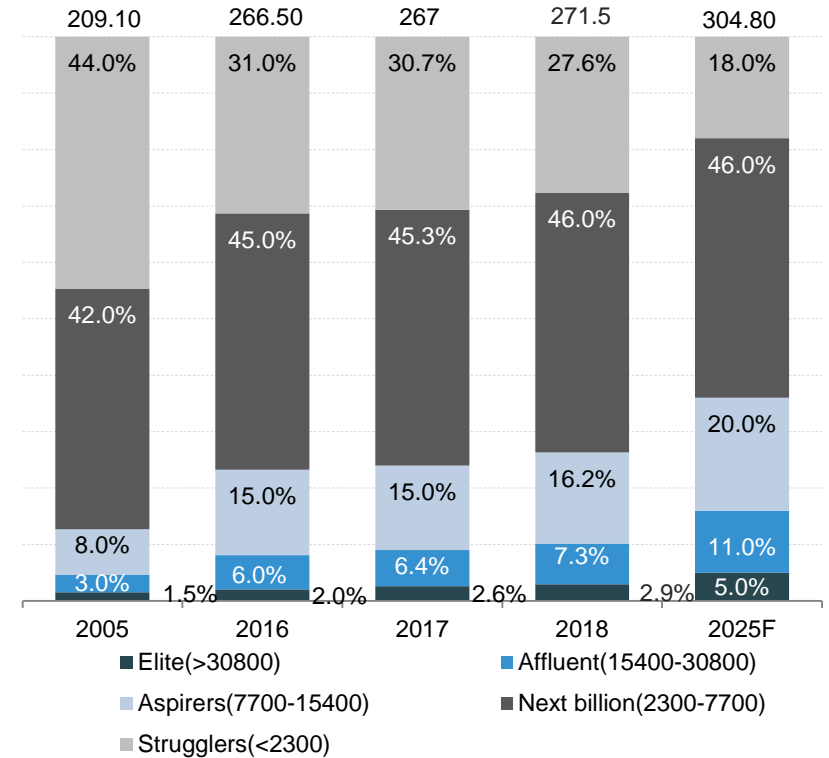
Source: Ministry of Textiles

RISING INCOMES AND A GROWING MIDDLE-CLASS HAVE BEEN KEY DEMAND DRIVERS

Trends in per-capita income in India (US\$)



Indian residents shifting from low to high income groups (%)
Million Household, 100%



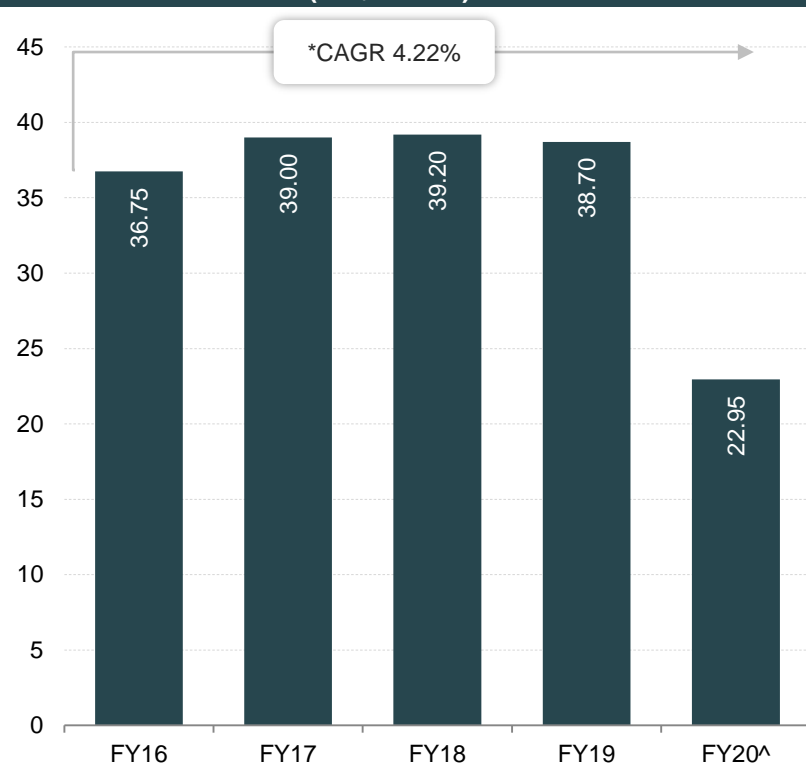
- Rising income has been a key determinant of domestic demand for the sector; with income rising in the rural economy as well. The upward push on demand from rising income is set to continue.
- Rising industrial activity would support the growth in per capita income.

Source: IMF, McKinsey Global Institute

EXPORTERS GAINING FROM STRONG GLOBAL DEMAND

- India is the world's second largest textile exporter. Capacity built over years has led to low cost of production per unit in India's textile industry. This has lent a strong competitive advantage to country's textile exporters over key global peers.
- The strong performance of textile export is reflected in the value of export from the sector over these years. Textile export increased to US\$ 38.70 billion in FY19 at a CAGR of 4.22% over FY16. It reached US\$ 22.94 billion in FY20[^].
- In the coming decade, Africa and Latin America could very well turn out to be the key markets for Indian textiles.
- On September 2, 2020, the Union Cabinet approved signing of an MOU between textile committee, India and M/s Nissenken Quality Evaluation Centre, Japan, for improving quality and testing Indian textiles and clothing for the Japanese market. This India-Japan pact on cooperation in textiles will facilitate Indian exporters to meet the requirements of Japanese importers as per the latter's technical regulations

**Growing textile and clothing export from India
(US\$ billion)**



Note: [^]- between April- November 2019, *CAGR upto 2018-19

Source: Ministry of Textiles, Budget 2019-20, News Article

TEXTILE SEZs IN INDIA

- As of February 29, 2020, India had seven exporting SEZs for textiles, apparel and wool.

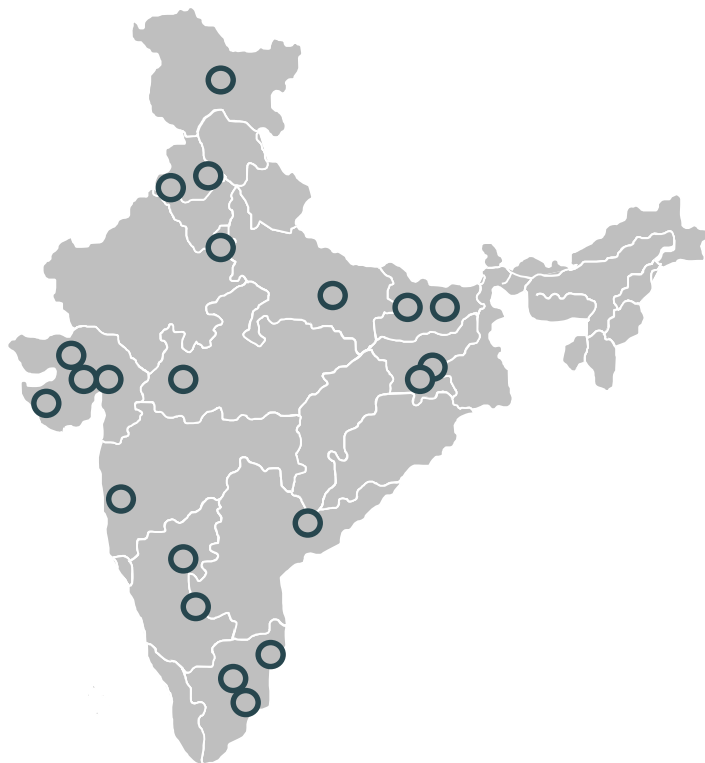
Name of SEZ and status	State	Area (hectares)	Sector	Details
Mahindra City SEZ (Functional)	Tamil Nadu	607.1	Apparel and fashion accessories	Mahindra City is India's first integrated business city, divided into business and lifestyle zones. It is a cluster of 3 sector specific SEZs in Tamil Nadu, for apparels and fashion accessories; IT and hardware; and auto ancillary. The business zone provides plug-n-play working spaces. This zone comprises a SEZ (primarily for exporters) and Domestic Tariff Area (DTA) for companies targeting domestic market.
Surat Apparel Park (Functional)	Gujarat	56.0	Textiles	Key industrial units include Safari Exports, Venus Garments, Benchmark Clothings, P. K. International, Tormal Prints, J.R. Fashion and Ganga Export.
Brandix India Apparel City (BIAC) (Functional)	Andhra Pradesh	404.7	Textiles	BIAC is an integrated apparel supply chain city, managed by Brandix Lanka Ltd. It aims to be a end-to-end apparel solution provider.
(KIADB) (Functional)	Karnataka	16,129.0	Several sectors	Karnataka Industrial Areas Development Board (KIADB) is a wholly owned infrastructure agency of Government of Karnataka. Till date, KIADB has formed 132 industrial areas spread all over the state.

Note: SEZ - Special Economic Zone
Source: SEZ India invest.com,

KEY TEXTILES AND APPAREL ZONES IN INDIA

North: Kashmir, Ludhiana and Panipat account for 80% of woollens in India

West: Ahmedabad, Mumbai, Surat, Rajkot, Indore and Vadodara are the key places for cotton industry



East: Bihar for jute, parts of Uttar Pradesh for woollen and Bengal for cotton and jute industry

South: Tirupur, Coimbatore and Madurai for hosiery. Bengaluru, Mysore and Chennai for silk

○ Major textile and apparel zones

Note: As Per Latest Available Information
Source: Sutherland Research

POLICY SUPPORT HAS BEEN A KEY INGREDIENT TO GROWTH (1/2)

Amended Technology Up-gradation Fund Scheme (A-TUFS)	<ul style="list-style-type: none"> Investment was made to promote modernisation and up-gradation of the textile industry by providing credit at reduced rates. A subsidy of Rs. 6,717.18 crore (US\$ 952.93 million) was released under this scheme between FY16 and FY20.
National Textile Policy - 2000	<ul style="list-style-type: none"> Key areas of focus include technological upgrades, enhancement of productivity, product diversification and financing arrangements. New draft for this policy ensures to employ 35 million by attracting foreign investment. It also focuses on establishing a modern apparel garment manufacturing centre in every state in the Northeast for which the Government has invested an amount of US\$ 3.27 million.
FDI	<ul style="list-style-type: none"> Foreign direct investment (FDI) of up to 100% is allowed in the textile sector through the automatic route.
SAATHI Scheme	<ul style="list-style-type: none"> The Union Ministry of Textiles, Government of India, along with Energy Efficiency Services Ltd (EESL), has launched a technology upgradation scheme called SAATHI (Sustainable and Accelerated Adoption of Efficient Textile Technologies to Help Small Industries) for reviving the power loom sector of India.
Merchandise Exports from India Scheme	<ul style="list-style-type: none"> The Directorate General of Foreign Trade (DGFT) has revised rates for incentives under the Merchandise Exports from India Scheme (MEIS) for two subsectors of textiles Industry - readymade garments and made-ups - from 2% to 4%.
Scheme for Capacity Building in Textiles Sector (SCBTS)	<ul style="list-style-type: none"> The Cabinet Committee on Economic Affairs (CCEA), Government of India, has approved a new skill development scheme called 'Scheme for Capacity Building in Textile Sector (SCBTS)' with an outlay of Rs. 1,300 crore (US\$ 202.9 million) from FY18 to FY20. The scheme is aimed at providing a demand driven and placement-oriented skilling programme to create jobs in the organised textile sector and to promote skilling and skill up-gradation in the traditional sectors.
Textile Incentives	<ul style="list-style-type: none"> The Textile Ministry of India earmarked Rs. 690 crore (US\$ 106.58 million) for setting up 21 readymade garment manufacturing units in seven states for development and modernisation of Indian Textile Sector.

Source: Company website, Business Standard

POLICY SUPPORT HAS BEEN A KEY INGREDIENT TO GROWTH (2/2)

Government Incentives

- The Government of India announced a special package to boost export by US\$ 31 billion, create one crore jobs and attract investment worth Rs. 800.00 billion (US\$ 11.93 billion) during 2018-2020.
- The Government of India has taken several measures including A-TUFS. The scheme is estimated to create employment for 3.5 million people and enable investment worth Rs. 950.00 billion (US\$ 14.17 billion) by 2022.
- The Ministry of Textiles announced outlay of Rs. 690 crore (US\$ 106.58 million) for setting up 21 readymade garment manufacturing units in seven states for development and modernisation of Indian textile sector.
- In August 2020, the Department of Promotion of Industry and Internal Trade (DPIIT) proposed incentives for the textiles sector for product diversification of the top 40 apparel and home textile goods and the top 10 technical textile goods that are traded globally. The long-term suggestion is to have an Rs. 40,000 crore (US\$ 5.47 billion) textile fund to encourage investments in the identified textile segments. The proposal is also to build coastal mega textile parks with plug and play facilities. Moreover, suggestions are also made to bring direct benefit transfer for cotton farmers—a move also suggested by the government think tank NITI Aayog.

SAMARTH

- In 2019, Ministry of Textiles signed a pact with sixteen states for skilling around 400,000 workers under the SAMARTH scheme.
- Six additional courses were added for technical textiles in its skill development programme.

Integrated Wool Development Programme

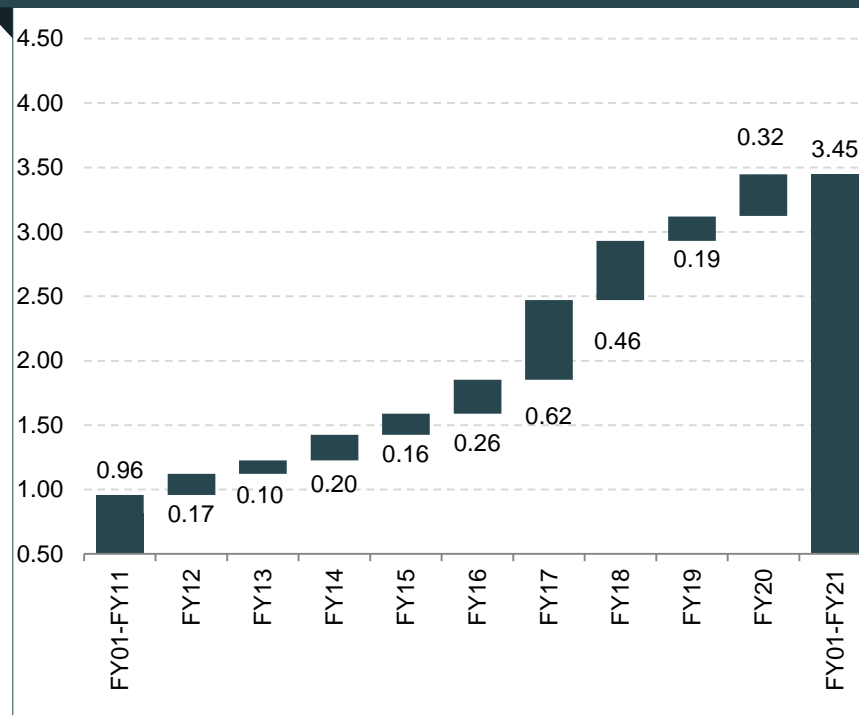
- Integrated Wool Development Programme (IWDP) approved by the Government of India to support the wool sector, starting from wool-rearer to end consumer, aimed to enhance the quality and increase the production during 2017-18 and 2019-20.
- Under Union Budget 2019-20, Rs. 29 crore (US\$ 4.14 million) was allocated to this programme.

Source: Press Releases

FOREIGN INVESTMENT FLOWING INTO THE SECTOR

- 100% FDI is permitted in the sector. Cumulative FDI inflow in the textiles sector stood at over US\$ 3.45 billion between April 2000 and June 2020.
- The textiles industry in India is experiencing a significant increase in collaboration between global majors and domestic companies.
- International apparel giants like Hugo Boss, Liz Claiborne, Diesel and Kanz, have already started operations in India.

FDI in textiles (including dyed, printed) sector (US\$ billion)



Note:, Textiles sector FDI includes Dyed and Printed, FDI - Foreign Direct Investment
Source: Ministry of Commerce and Industry, DPIIT

M&A ACTIVITY UP IN THE SECTOR

- M&A activity in the sector has been picking up pace over the years.
- Some of the major M&A deals are listed below:

Prominent M&A deals

Date	Acquirer name	Target name	Deal size (US\$ million)
September 2020	Reliance Industries Ltd.	Future Group (Consumer Business)	3,400
February 2020	Reliance Industries Ltd	Alok Industries	35.47
June 2019	Aditya Birla Fashion and Retail Ltd (ABFRL)	Jaypore E-Commerce Pvt Ltd	15.74
March 2019	Reliance Industries Ltd	(ITC) John Players	21.79
March 2019	Grasim Industries Ltd	Soktas India Pvt Ltd (SIPL)	22.87
July 2018	Future Lifestyle	Koovs (29.9% Stake)	19.40
November 2017	Donear Industries Limited	OCM Woolen Mills	NA
October 2017	Sutlej Textiles and Industries Ltd (STIL)	Design, sales and distribution (DS&D) business and brand of American Silk Mills (ASM) LLC	NA
July 2017	Advent International	Dixcy Textiles Pvt Ltd	NA
April 2017	Myntra	InLogg	NA
February 2017	Saks and Company	Aditya Birla Group	NA
January 2017	Soch	L Catterton, Westbridge and CX Partners	200
March 2016	Sutlej Textiles and Industries Ltd	Birla Textile Mills	NA

Source: M&A, Thompson ONE Banker, Grant Thornton, CMIE

OPPORTUNITIES

Immense growth potential

- The Indian textile industry is set for strong growth, buoyed by both strong domestic consumption as well as export demand.
- The sector is expected to reach US\$ 226 billion by FY23.
- Urbanisation is expected to support higher growth due to change in fashion and trends.

Private sector participation in silk production

- The Central Silk Board sets target for raw silk production and encourages farmers and private players to grow silk.
- To achieve these targets, alliances with the private sector, especially major agro-based industries in pre-cocoon and post-cocoon segments, are being encouraged.

Proposed FDI in multi-brand retail

- For the textile industry, the proposed hike in FDI limit in multi-brand retail will bring in more players, thereby providing more options to consumers.
- It will also bring in greater investment along the entire value chain - from agricultural production to final manufactured goods.
- With global retail brands assured of a domestic foothold, outsourcing will also rise significantly.

Union Budget 2020-21

- Under Union Budget 2020-21, the Government has allocated around Rs. 3,515 crore (US\$ 502.93 million) to the Ministry of Textiles.
- Rs. 223 crore (US\$ 31.91 million) is allocated to Textile Infrastructure.
- Rs. 761.90 crore (US\$ 109.01 million) is allocated for A-TUFS.
- Rs. 159.08 crore (US\$ 22.76 million) allocated towards schemes for powerloom units.
- Rs. 80 crore (US\$ 11.45 million) allocated for scheme targeted towards Integrated Textile Parks.
- The National Handloom Development Programme will get Rs. 388.21 crore (US\$ 55.55 million) and the Integrated Processing Development Scheme will get Rs. 50 crore (US\$ 7.15 million).

Retail sector offers growth potential

- With consumerism and disposable income on the rise, the retail sector has experienced a rapid growth in the past decade as several international players like Marks and Spencer, Guess and Next have entered the Indian market.
- The organised apparel segment is expected to grow at a CAGR of more than 13% over a 10-year period.
- Future Group plans to expand with 80 stores in order to reach the target sales of 80 million units. This would add to their portfolio of 300 stores spread across the country.
- In December 2019, Future Retail Limited (FRL) and Amazon India entered into an agreement under which, FRL's existing infrastructure, product knowledge and brand portfolio will be utilised by Amazon India across its retail network.

Centers of Excellence (CoE) for research and technical training

- The CoEs are aimed at creating testing and evaluation facilities as well as developing resource centres and training facilities.
- Existing 4 CoEs, BTRA for Geotech, SITRA for Meditech, NITRA for Protech and SASMIRA for Agrotech, would be upgraded in terms of development of incubation centre and support for development of prototypes.
- Fund support would be provided for appointing experts to develop these facilities.

Foreign investments

- The Government is taking initiatives to attract foreign investment in the textile sector through promotional visits to countries such as Japan, Germany, Italy and France.
- According to the new Draft of the National Textile Policy, the Government is planning to attract foreign investment and creating employment opportunities for 35 million people.
- FDI inflow in textiles sector, inclusive of dyed and printed textile, stood at US\$ 3.41 billion between April 2000 and December 2019.
- In December 2019, online clothing brand, Henry & Smith, raised US\$ 1 million from WEH Ventures and Rukam Capital.
- India can become the one-stop sourcing destination for companies from Association of Southeast Asian Nations (ASEAN) as there exist several opportunities for textile manufacturing companies from 10-nation bloc to invest in India.

Notes: BTRA - The Bombay Textile Research Association, SITRA - South India Textile Research Association, NITRA - Northern India Textile Research Association, SASMIRA - Synthetic and Art Silk Mills Research Association

Source: Department for Promotion of Industry and Internal Trade (DPIIT)

KEY INDUSTRY ORGANISATIONS

KEY INDUSTRY ORGANISATIONS

The Textile Association (India) (TAI)

Address: 72-A, Santosh, Dr M B Raut Road, Shivaji Park,
Dadar,
Mumbai- 400 028
Telefax: 91 22 24461145
E-mail: taicnt@gmail.com
Website: www.textileassociationindia.org

The Cotton Textiles Export Promotion Council (TEXPROCIL)

Address: Engineering Centre, 5th Floor, 9 Mathew Road,
Mumbai 400 004
Phone: 91 22 2363 2910 to 12 / 49444000
Fax: 91 22 2363 2914
E-mail: info@texprocil.org
Website: www.texprocil.org

Northern India Textile Mills' Association (NITMA)

Address: PHD House, Sector 31-A, Chandigarh
Phone: 91 8146400264, +91 7087412828
E-mail: nitma@vsnl.net, nitma@airtelmail.in
Website: www.nitma.org

The South India Textile Research Association (SITRA)

Address: 13/37, Avanashi Road, Coimbatore - 641 014,
Tamil Nadu
Phone: 91 422 2574367, 6544188, 4215333
Fax: 91 422 2571896, 4215300
E-mail: sitraindia@dataone.in
Website: www.sitra.org.in

USEFUL INFORMATION



- BTRA: Bombay Textile Research Association
- CAGR: Compound Annual Growth Rate
- FDI: Foreign Direct Investment
- FY: Indian Financial Year (April to March)
- GOI: Government of India
- Rs.: Indian Rupee
- NITRA: Northern India Textile Research Association
- NTC: National Textiles Corporation
- NTP: National Textile Policy SASMIRA: Synthetic and Art Silk Mills Research Association
- TUFS: Technology Upgradation Fund Scheme
- TMC: Technology Mission on Cotton
- US\$: US Dollar
- Wherever applicable, numbers have been rounded off to the nearest whole number

EXCHANGE RATES

Exchange Rates (Fiscal Year)

Year Rs.	Rs. Equivalent of one US\$
2004-05	44.95
2005-06	44.28
2006-07	45.29
2007-08	40.24
2008-09	45.91
2009-10	47.42
2010-11	45.58
2011-12	47.95
2012-13	54.45
2013-14	60.50
2014-15	61.15
2015-16	65.46
2016-17	67.09
2017-18	64.45
2018-19	69.89
2019-20	70.49

Exchange Rates (Calendar Year)

Year	Rs. Equivalent of one US\$
2005	44.11
2006	45.33
2007	41.29
2008	43.42
2009	48.35
2010	45.74
2011	46.67
2012	53.49
2013	58.63
2014	61.03
2015	64.15
2016	67.21
2017	65.12
2018	68.36
2019	69.89

Source: Reserve Bank of India, Average for the year

DISCLAIMER

India Brand Equity Foundation (IBEF) engaged Sutherland Global Services private Limited to prepare/update this presentation.

All rights reserved. All copyright in this presentation and related works is solely and exclusively owned by IBEF, delivered during the course of engagement under the Professional Service Agreement signed by the Parties. The same may not be reproduced, wholly or in part in any material form (including photocopying or storing it in any medium by electronic means and whether or not transiently or incidentally to some other use of this presentation), modified or in any manner communicated to any third party except with the written approval of IBEF.

This presentation is for information purposes only. While due care has been taken during the compilation of this presentation to ensure that the information is accurate to the best of Sutherland Global Services' Private Limited and IBEF's knowledge and belief, the content is not to be construed in any manner whatsoever as a substitute for professional advice.

Sutherland Global Services Private Limited and IBEF neither recommend nor endorse any specific products or services that may have been mentioned in this presentation and nor do they assume any liability, damages or responsibility for the outcome of decisions taken as a result of any reliance placed on this presentation.

Neither Sutherland Global Services Private Limited nor IBEF shall be liable for any special, direct, indirect or consequential damages that may arise due to any act or omission on the part of the user due to any reliance placed or guidance taken from any portion of this presentation.